

iCLOUD

Presented by
Sharper Training Solutions, Inc.

What is Apple's icloud?

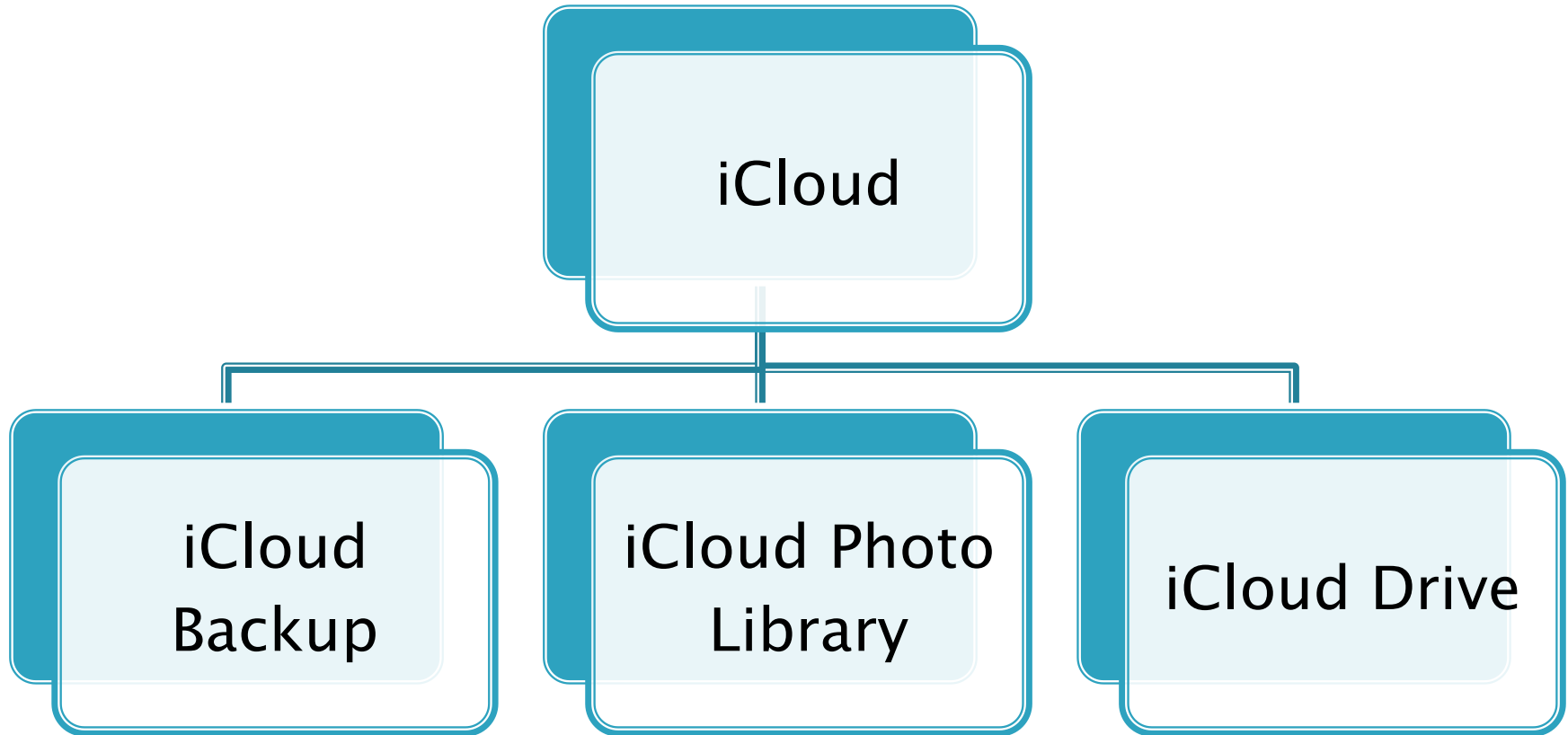
iCloud securely stores and backs up your photos, videos, documents, music, apps, and much more*

iCloud keeps all your “stuff” updated across all your devices. You will always have access to what you want, wherever you want it

*purchase history, device settings, app data



iCloud: all encompassing term for Apple's storage/backup




TYPES OF iCLOUD *

1. iCloud/Backup– is Apple's online backup and storage service.
2. iCloud Photo Library – Stores *a//* your photos & personal videos. (not the same as Photo stream)
3. iCloud Drive – is Apple's cloud based document file sharing and storage. Keeps files synced between various devices.

*Storage amount based on iCloud storage space



What is iCloud Backup?

- ▶ Apple will “save” a copy of everything on your device in iCloud.
 - ▶ If your device is lost, stolen or broken you can use the backup to restore on a new device
 - ▶ Devices are automatically backed up on a daily basis (must be on, plugged in and using wifi)
 - ▶ You determine what apps are backed up – not all apps need to be back up
- 

iCloud Photo Library vs Photo Stream

iCloud Photo Library

- ▶ Stores *all* your photos and personal video and has no limits as long as you have the iCloud storage space to support it
- ▶ Uses your iCloud storage allotment
- ▶ Accessible on iPhone, iPad, Mac, and online via iCloud.com
- ▶ *Does upload and sync videos

Photo Stream


- ▶ Only stores photos for the last 30 days across your devices
- ▶ Does *not* use your iCloud storage allotment
- ▶ Compatible across all devices including iPhone, iPad, Mac, and PC
- ▶ *Does *not* upload and sync videos or Live Photos

Additional Features:


Family Sharing – let's you share music, movies, photos etc with everyone in your family. You create your family by inviting them. (billing info is applied to everyone in the family share plan)

Find my iPhone/device – locates misplaced device (device must be On). Found in icloud Settings

Things to Remember

- ▶ Each Apple ID is given 5GB of free Storage. Many devices can be under 1 Apple ID.
 - ▶ iCloud Drive Backup and iCloud Photo Library all share same storage allotment.
 - ▶ Easy to exceed 5GB. Can purchase more storage.
 - 50 GB for \$0.99 per month
 - 200 GB for \$3.99 per month
 - 500 GB for \$9.99 per month
 - 1 TB for \$19.99 per month
- 

Where is iCloud on my device?

- ▶ Go to Settings > Tap Account Name > Tap iCloud
 - ▶ This provides a list of everything in your iCloud
 - ▶ You may decide what you need in the cloud from this screen
 - ▶ You can turn ON iCloud Back up from this screen
- 

iCloud Back up – is it On?

- ▶ Make sure that iCloud Backup is turned on in Settings > Tap your Account Name > iCloud > Backup On
- ▶ Check that you have enough available space in iCloud for the backup
 - Tap Settings > Account name > iCloud > Manage Storage > Backup > then choose your device.
- ▶ Automatic Back ups occur when your device is:
 - Connect your device to a Wi-Fi network.
 - Connected to a power source aka “plugged in”
 - Make sure that your device's screen is locked.

What to Backup on your device

Go to Settings > Tap name > iCloud >
Manage Storage > Backup > then tap your
device aka “this phone or ipad”

Choose which data you want backed up
Do not need to back up everything on device

Storage Settings:

- Change Storage Plan
- Storage History per Device

Helpful Instructions

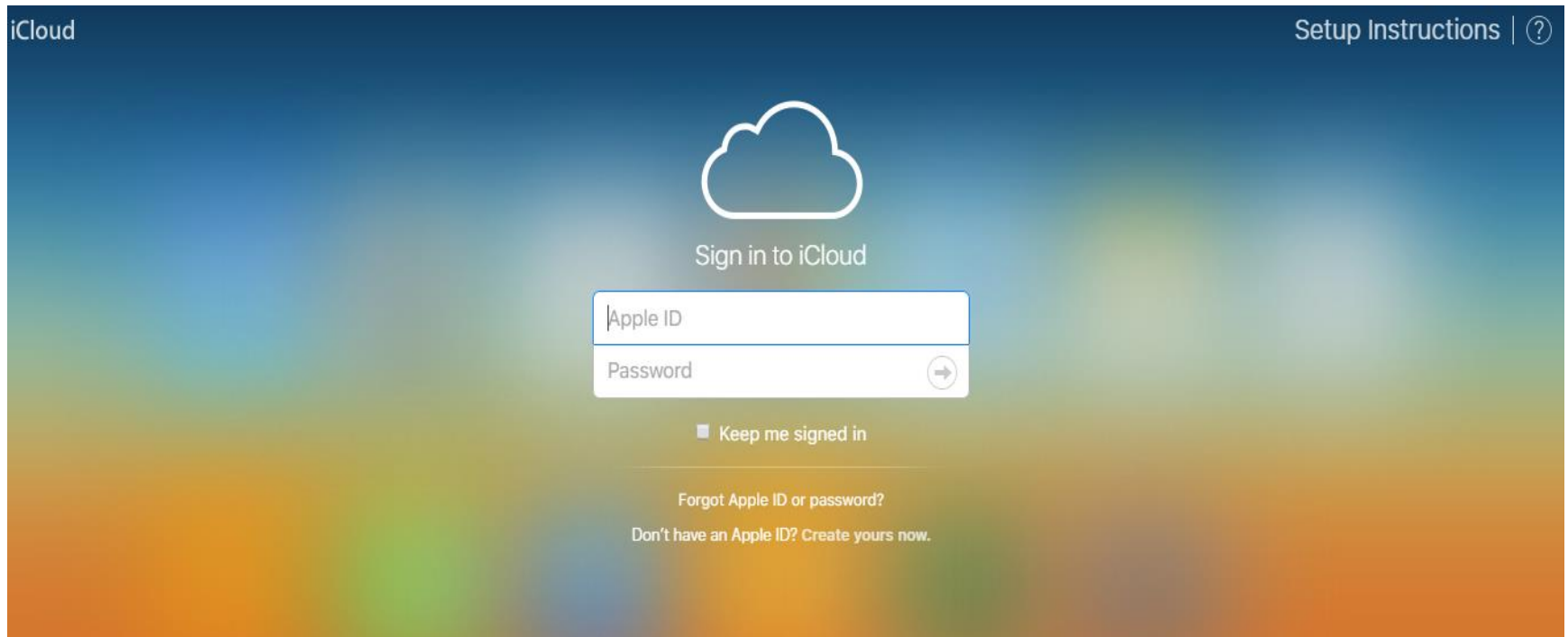
This website will provide step by step instruction for working with iCloud on your device.

<https://support.apple.com/en-us/HT204247>




Where are my iCloud items?

iCloud.com

The image shows the iCloud.com sign-in page. At the top left is the 'iCloud' logo, and at the top right is a link for 'Setup Instructions' with a question mark icon. In the center, there is a white cloud icon above the text 'Sign in to iCloud'. Below this are two input fields: 'Apple ID' and 'Password'. The 'Password' field has a right-pointing arrow button. Under the input fields is a checkbox labeled 'Keep me signed in'. At the bottom, there are two links: 'Forgot Apple ID or password?' and 'Don't have an Apple ID? Create yours now.'


iCloud

Setup Instructions | ?



Sign in to iCloud

Apple ID

Password 

☐ Keep me signed in

[Forgot Apple ID or password?](#)

[Don't have an Apple ID? Create yours now.](#)

iCloud from your computer

iCloud

trish ▾



Mail



Contacts



Calendar



Photos



iCloud Drive



Notes



Reminders



Pages



Numbers



Keynote



Find Friends



Find iPhone



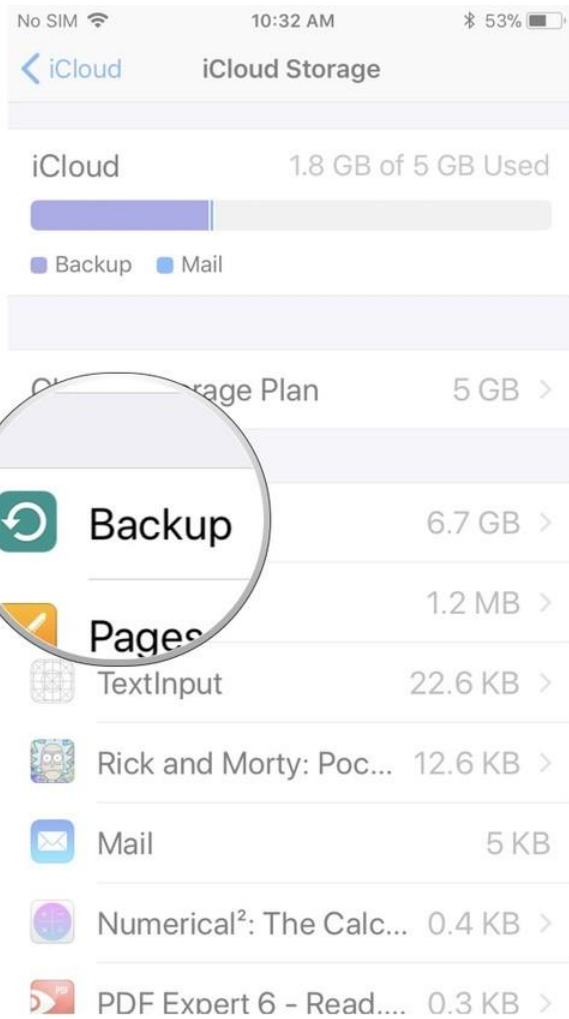
Settings

Where is iCloud?



ICLOUD BACK UP – per device





Let's go live on your devices

